

Aransas County Treasurer's Report Month of SEPTEMBER 2013


The Treasurer's Books and General Ledger agree. The Bank Statements have been reconciled and any adjustments have been noted.

The Treasurer's Monthly Report includes all money received and disbursed during said month and all other proceedings in the treasurer's office that pertain to the Financial Standing of Aransas County. {LGC 114.026}

The total of all cash and other assets (investments) that are in the custody of the County Treasurer at the time of this report is:


Depository			
Bank	Securities	Total Funds	
1,721,103.93	10,869,084.15	12,590,188.08	Operations
623.57	27,560.53	28,184.10	CO's 2003 I&S
29,732.39	280,710.90	310,443.29	CO's 2007 I&S
7,628.34	255,657.93	263,286.27	CO's 2009 I&S
10,886.15	113,808.14	124,694.29	2009 Capital Projects
117,855.74	357,315.80	475,171.54	Venue Tax Fund
2,513.75	155,124.55	157,638.30	Venue Projects
596.82	9,906.57	10,503.39	CO's 2011 Venue I&S
32,938.47	1,708,823.40	1,741,761.87	2011 Venue Capital Projects
7,257.86	75,595.56	82,853.42	CO's 2011 Flood I&S
708,319.33	3,958,284.62	4,666,603.95	2011 Flood Capital Projects
1,853.50	24,081.90	25,935.40	CO's 2012 I&S
4,813.00	2,248,244.97	2,253,057.97	2012 Capital Projects
38,171.80	626,877.16	665,048.96	LTR Bonds 2012 I&S
\$2,684,294.65	\$20,711,076.18	\$23,395,370.83	


Therefore, I, ALMA CARTWRIGHT, County Treasurer of Aransas County, Texas, who being fully sworn and subscribed before the County Judge and the County Commissioners of said Aransas County, that the within and foregoing report is true and correct to the best of my knowledge. Filed with accompanying reports, in open **Regular Session Commissioners' Court**, on this date, **October 14, 2013**.

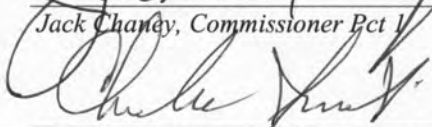

Alma Cartwright, CIO, County Treasurer

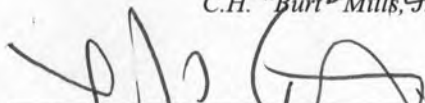
Commissioners' Court having reviewed the Treasurer's Report as presented, having taken reasonable steps to ensure its accuracy and based upon presentations of the Treasurer's Office approve the report, and request that it be filed with the official minutes of this meeting. {LGC 114.026(c)}


WITNESS OUR HANDS, officially this 14th day of **October, 2013**.


C.H. "Burt" Mills, Jr., County Judge


Jack Chaney, Commissioner Pct 1


Charles Smith, Commissioner Pct 3


Leslie Casterline, Commissioner Pct 2


Betty Stiles, Commissioner Pct 4

FILED FOR RECORD this 14th day of October, 2013 and recorded the 31st day of October, 2013.


Peggy L. Friebele, County Clerk

ARANSAS COUNTY

Analysis of Funds for Periods Ending September 30

Cash & Investment Position - 3 Year Comparison

Fund	Fund #	Balance 9/30/11	Balance 9/30/12	Balance 9/30/13	Variance from Prior Year	9/30/11	9/30/12	9/30/13
General Fund	120	5,493,600.08	6,381,186.30	7,070,936.80	689,750.50	10.8091%		
Unclaimed Property Fund	140	1,360.65	2,204.32	2,716.56	512.24	23.2380%		
Payroll Fund	150	107,477.06	67,948.09	58,841.01	(9,107.08)	-13.4030%		
Road & Bridge Fund	200	2,048,475.89	1,793,682.88	1,719,716.04	(73,966.84)	-4.1237%		
Flood Control Fund	220	954,825.29	1,232,548.31	1,193,593.02	(38,955.29)	-3.1605%		
Waterway Restoration	270	xxxxxx	xxxxxx	42,254.44				
Hotel/Motel Tax Fund	280	474,542.65	504,114.19	500,481.93	(3,632.26)	-0.7205%		
County Clerk Records Archive Fee	350	197,905.08	230,132.21	139,751.19	(90,381.02)	-39.2735%		
County Child Abuse Prevention	370	522.33	669.95	728.86	58.91	8.7932%		
County Attorney Hot Check Fund	380	6,142.33	7,981.34	3,450.70	(4,530.64)	-56.7654%		
District Clerk Records Management	390	19,814.86	21,816.27	23,863.10	2,046.83	9.3821%		
Mosquito Control Fund	400	113,078.24	91,436.58	45,993.97	(45,442.61)	-49.6985%		
Library Fund	410	59,852.67	67,142.61	62,042.31	(5,100.30)	-7.5962%		
Credit Card Clearing Fund	420	420.00	1,651.00	2,429.00	778.00	47.1230%		
Capital Projects (Grants) Fund	430	(164,324.10)	(527,700.34)	(124,413.81)	403,286.53	-76.4234%		
Special Contingency Fund	440	87,490.66	90,323.27	93,219.56	2,896.29	3.2066%		
County Clerk Records Management	450	131,107.23	112,268.39	107,211.60	(5,056.79)	-4.5042%		
OMNI	460	3,175.71	3,943.06	3,402.00	(541.06)	-13.7218%		
Law Library	470	47,590.57	48,479.69	47,697.64	(782.05)	-1.6131%		
Courthouse Security Fund	480	7,520.64	597.21	13,172.25	12,575.04	2105.6312%		
County Wide Record Management	490	161,843.06	171,864.49	182,218.75	10,354.26	6.0247%		
Airport Fund	500	529,392.28	545,927.07	595,024.72	49,097.65	8.9934%		
Indigent Health Care	520	40,868.46	(43,250.33)	(1,571.29)	41,679.04	-96.3670%		
Aransas County Assistance Program	530	40,621.32	47,089.15	54,954.68	7,865.53	16.7035%		
ARRA Grant	540	0.00	0.00	0.00				
Health Care Sales Tax Fund	550	50,802.24	92,756.39	293,259.84	200,503.45	216.1613%		
Pre Trial Intervention Program	560	14,850.00	16,428.81	15,953.96	(474.85)	-2.8903%		
Title IV-D Child Support	570	10,511.10	10,511.10	10,511.10	0.00	0.0000%		
Out of County Juvenile Detention	580	348.52	348.52	348.52	0.00	0.0000%		
Road Bond I&S	600	97.61	98.84	110.42	11.58	11.7159%		
Court Reporter Service Fee Fund	610	60,697.88	67,895.83	75,543.54	7,647.71	11.2639%		

Depository Bank 1,840,678.93 1,150,466.56 2,684,294.65
 Securities 16,549,374.53 19,387,271.21 20,711,076.18
 18,390,053.46 20,537,737.77 23,395,370.83

ARANSAS COUNTY

Analysis of Funds for Periods Ending September 30

Cash & Investment Position - 3 Year Comparison

Fund	Fund #	Balance 9/30/11	Balance 9/30/12	Balance 9/30/13	Variance from Prior Year
Chapter 19 Voter Registration	650	0.00	0.00	0.00	
Officers Fee Accounts	660	97,761.30	103,198.98	100,795.45	(2,403.53) -2.3290%
Juvenile Case Management Fund	670	21,779.43	24,973.68	26,023.62	1,049.94 4.2042%
DEA Forfeiture Fund	680	67,921.96	67,524.92	64,524.92	(3,000.00) -4.4428%
Fire Dept Capital Projects	700	0.00	0.00	0.00	
Right of Way Purchase	730	0.00	0.00	0.00	
Appellate Judicial System Fund	740	9,314.79	1,751.40	2,843.98	1,092.58 62.3832%
Special Forfeiture Fund	800	7,167.23	4,597.23	11,957.23	7,360.00 160.0964%
County & District Court Tech Fund	810	1,149.58	2,131.28	3,218.16	1,086.88 50.9966%
Technology Fund	820	93,350.65	94,346.11	100,477.69	6,131.58 6.4990%
District Court Records Tech Fund	830	1,697.33	2,641.02	3,593.33	952.31 36.0584%
Court Record Preservation Fund	840	9,462.20	15,470.40	21,070.73	5,600.33 36.2003%
Civil Process Fund	850	6,048.45	6,048.45	6,048.45	0.00 0.0000%
Advance Tax Collections	890	0.00	0.00	0.00	
Escheat (State)	910	0.00	0.00	0.00	
Tecluse Training Fund	960	21,401.72	20,058.60	16,192.11	(3,866.49) -19.2760%
Operations Totals		10,837,664.95	11,382,837.27	12,590,188.08	1,207,350.81 10.6068%
CO's 2011 Flood I&S	230	20,423.08	31,791.10	82,853.42	51,062.32 160.6183%
2011 Flood Capital Projects	240	5,500,000.00	5,278,808.58	4,666,603.95	(612,204.63) -11.5974%
Venue Tax Fund	290	207,795.86	408,091.53	475,171.54	67,080.01 16.4375%
Venue Projects	295	xxxxxxxxxx	xxxxxxxxxx	157,638.30	
CO's 2011 Venue I&S	300	xxxxxxxxxx	10,889.42	10,503.39	
2011 Venue Capital Projects	310	xxxxxxxxxx	2,060,251.07	1,741,761.87	
CO's 2012 I&S	320	xxxxxxxxxx	xxxxxxxxxx	25,935.40	
2012 Capital Projects	330	xxxxxxxxxx	xxxxxxxxxx	2,253,057.97	
LTR Bonds 2012 I&S	340	xxxxxxxxxx	xxxxxxxxxx	665,048.96	
CO's 2003 I&S	620	541,546.73	613,700.99	28,184.10	(585,516.89) -95.4075%
CO's 2007 I&S	630	157,226.87	233,975.28	310,443.29	76,468.01 32.6821%
CO's 2009 I&S	640	132,911.52	198,799.56	263,286.27	64,486.71 32.4381%
Local Border Security	710	xxxxxxxxxx	xxxxxxxxxx	xxxxxxxxxx	
2007 Capital Projects	750	xxxxxxxxxx	xxxxxxxxxx	xxxxxxxxxx	
2009 Capital Projects	760	992,484.45	318,592.97	124,694.29	(193,898.68) -60.8609%
All Funds Totals		18,390,053.46	20,537,737.77	23,395,370.83	2,857,633.06 13.9141%